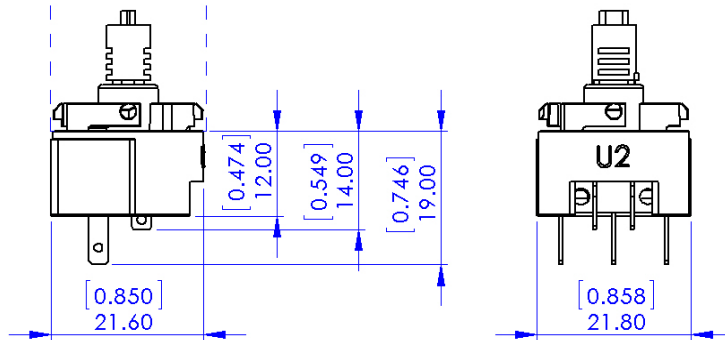


General Dimensions



Product Identification

GSA01140
U2 (DB3 Switch) Assembly, No Illumination

GSA01823
U2 (DB5 Switch) Assembly, No Illumination

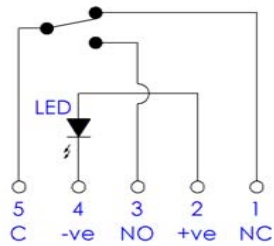
For other combinations with LED included, please contact Gamesman

[LED's compatible with System U2](#)

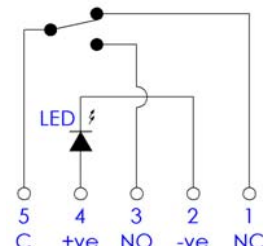
[Lamps compatible with System U2](#)



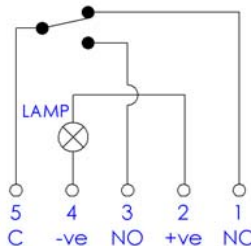
Connection Details



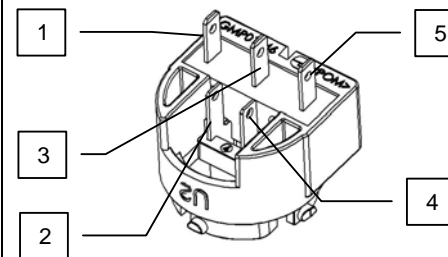
LED Circuit - Standard Orientation



LED Circuit - Non Standard Orientation



Lamp Circuit



Connect with one of the following:

1. [Gamesman connector](#)
2. 0.100" Spade / Crimp Type Connector
3. ITW Pancon Connector CSF-MH-05-02

GAMESMAN LTD

CROMPTON FIELDS, CROMPTON WAY, CRAWLEY, WEST SUSSEX, RH10 9QB

TEL: +44 (0) 1293 418888 FAX: +44 (0) 1293 418880

REGISTERED IN ENGLAND NO. 3027138

Website: www.gamesman.co.uk - E-mail: sales@gamesman.co.uk

Disclaimer:

The information provided within this product specification is intended only to make the reader aware of the product's technical data and its use thereof. As such, Gamesman Ltd shall not be held liable for any loss or damage to the assembly or component within, arising from its misuse or from the unintended use of information or particulars included within, or any omission from, this document.

Design and specifications are subject to change without notice. Failure to observe the interface requirements specified in this document may result in damage to the electronics and resultant performance characteristics of the product.